



Math Virtual Learning

Early Education

Shapes

April 21, 2020



Pre-K Math
Lesson: 04/21/2020

Learning Target:

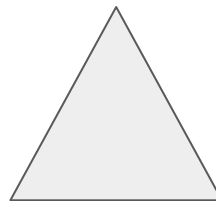
Students will learn the difference between triangles and squares.

Let's Get Started:

Watch Video: [Triangles vs Squares](#)

Practice:



A triangle has 3 sides. Count them with me!



A square has 4 sides. Count them with me!



What shapes do you see?



Activity:

Squares vs Triangles

Materials needed: Paper, writing utensil

1. Have your child find as many triangles as they can around the house.
2. Have your child draw the triangles they see.
3. When finished, have your child count the amount of triangles they found and write the number.
4. Repeat steps 1-3 but with squares.
5. When finished, ask your child:
 - a. Which shapes did you find more of?
 - b. How many more _____ (triangle or square) did you find than _____ (other shape)?

Another way to play is to do the same search and find game but with other shapes.